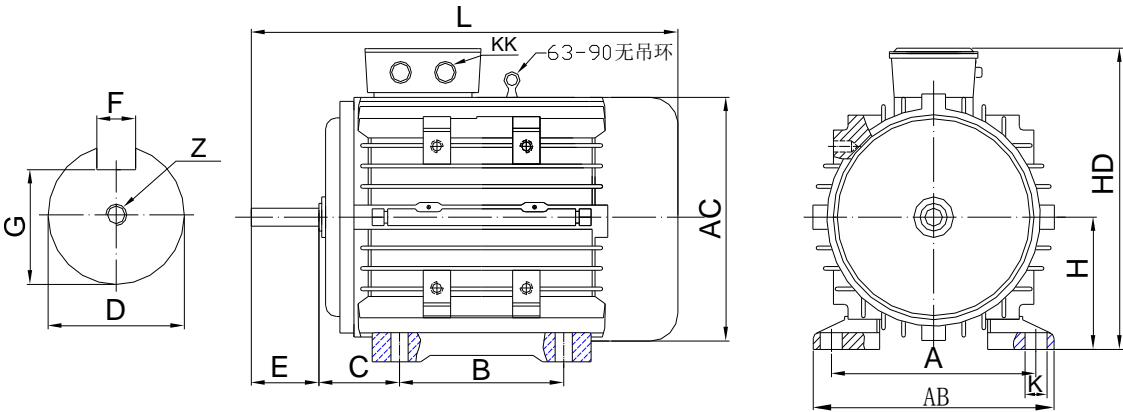


HMM (Y2) 系列 MA (铝壳) 电机 B3 外型及安装尺寸

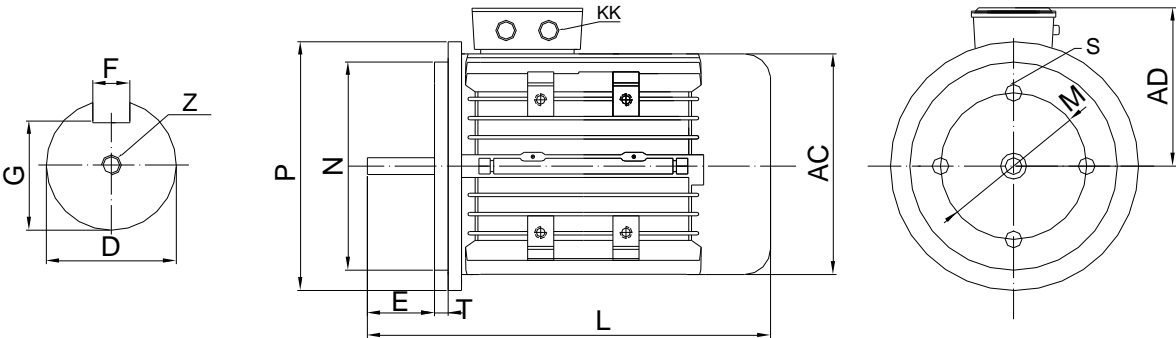
HMM (Y2) SERIES MA (ALUMINUM BODY) MOTOR B3 MOUNTING & OVERALL DIMENSIONS



TYPE	POLE	MOUNTING DIMENSIONS											OVERALL DIMENSIONS			
		A	B	C	D	E	F	G	H	K	Z	KK	AB	AC	HD	L
MA56M	2.4.P	90	71	36	9	20	3	7.2	56	5.8	M4×12	2-M20×1.5	110	111	145	197
MA63M	2.4P	100	80	40	11	23	4	8.5	63	7	M4×12	1-M20×1.5	120	120	170	212
MA71M	2.4.6 P	112	90	45	14	30	5	11	71	7	M5×12	1-M20×1.5	132	133	185	240
MA80M	2.4.6.8P	125	100	50	19	40	6	15.5	80	10	M6×16	1-M25×1.5	152	153	202	290
MA90S	2.4.6.8P	140	100	56	24	50	8	20	90	10	M8×19	1-M25×1.5	168	172	225	315
MA90L	2.4.6.8P	140	125	56	24	50	8	20	90	10	M8×19	1-M25×1.5	168	172	225	340
MA100L	2.4.6.8P	160	140	63	28	60	8	24	100	12	M10×22	1-M25×1.5	192	193	245	370
MA112M	2.4.6.8P	190	140	70	28	60	8	24	112	12	M10×22	2-M32×1.5	222	223	277	395
MA132S	2.4.6.8P	216	140	89	38	80	10	33.3	132	12	M12×28	2-M32×1.5	248	255	319	470
MA132M	2.4.6.8P	216	178	89	38	80	10	33.3	132	12	M12×28	2-M32×1.5	248	255	319	500
MA160M	2.4.6.8P	254	210	108	42	110	12	37	160	15	M16×36	2-M40×1.5	315	330	420	605
MA160L	2.4.6.8P	254	254	108	42	110	12	37	160	15	M16×36	2-M40×1.5	315	330	420	680

H HMM (Y2) 系列 MA (铝壳) 电机 B5 外型及安装尺寸

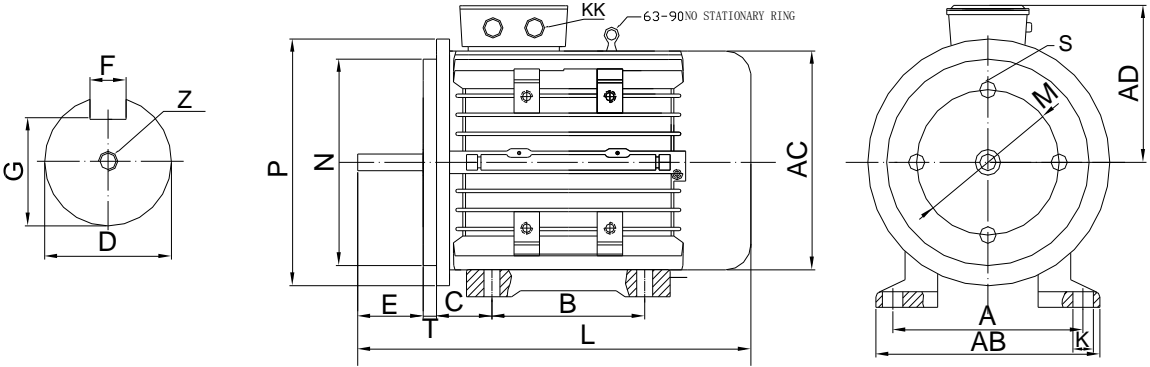
HMM (Y2) SERIES MA (ALUMINUM BODY) MOTOR B5 MOUNTING & OVERALL DIMENSIONS



TYPE	POLE	MOUNTING DIMENSIONS											OVERALL DIMENSINS			
		P	M	C	D	E	F	G	N	T	Z	KK	S	AC	AD	L
MA56	2.4 P	120	100	36	9	20	3	7.2	80	3	M4×12	2-M20×1.5	Φ7	111	89	197
MA63	2.4P	140	115	40	11	23	4	8.5	95	3	M4×12	1-M20×1.5	Φ10	120	107	212
MA71	2.4.6 P	160	130	45	14	30	5	11	110	3.5	M5×12	1-M20×1.5	Φ10	133	114	240
MA80	2.4.6.8P	200	165	50	19	40	6	15.5	130	3.5	M6×16	1-M25×1.5	Φ12	153	122	290
MA90S	2.4.6.8P	200	165	56	24	50	8	20	130	3.5	M8×19	1-M25×1.5	Φ12	172	135	315
MA90L	2.4.6.8P	200	165	56	24	50	8	20	130	3.5	M8×19	1-M25×1.5	Φ12	172	135	340
MA100	2.4.6.8P	250	215	63	28	60	8	24	180	4	M10×22	1-M25×1.5	Φ15	193	145	370
MA112	2.4.6.8P	250	215	70	28	60	8	24	180	4	M10×22	2-M32×1.5	Φ15	223	165	395
MA132S	2.4.6.8P	300	265	89	38	80	10	33	230	4	M12×28	2-M32×1.5	Φ15	255	187	470
MA132m	2.4.6.8P	300	265	89	38	80	10	33	230	4	M12×28	2-M32×1.5	Φ15	255	187	500
MA160M	2.4.6.8P	350	300	108	42	110	12	37	250	5	M16×36	2-M40×1.5	Φ19	330	255	605
MA160L	2.4.6.8P	350	300	108	42	110	12	37	250	5	M16×36	2-M40×1.5	Φ19	30	255	680

HMM（Y2）系列 MA（铝壳）电机 B35 外型及安装尺寸

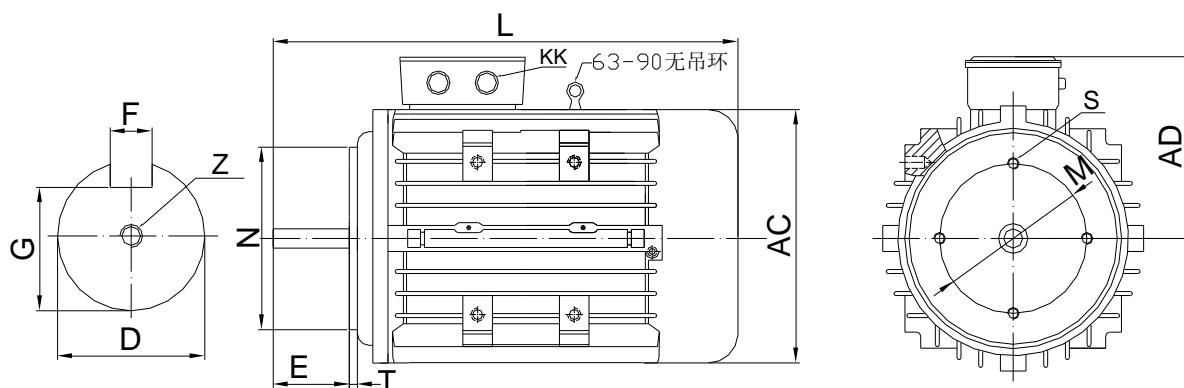
HMM（Y2）SERIES MA（ALUMINUM BODY） MOTOR B35 MOUNTING & OVERALL DIMENSIONS



TYPE	POLE	MOUNTING DIMENSIONS																	OVERALLDIMENSIONS			
		A	B	C	D	E	F	G	H	K	Z	KK	M	N	P	S	T	AB	AC	AD	L	
MA56M	24P	90	71	36	9	20	3	72	56	58	M4×12	2-M20×1.5	100	80	120	Φ7	3	110	111	89	197	
MA63M	24P	100	80	40	11	23	4	85	63	7	M4×12	1-M20×1.5	115	95	140	Φ10	3	120	120	107	212	
MA71M	246P	112	90	45	14	30	5	11	71	7	M5×12	1-M20×1.5	130	110	160	Φ10	35	132	133	114	240	
MA80M	2468P	125	100	50	19	40	6	155	80	10	M6×16	1-M25×1.5	165	130	200	Φ12	35	152	153	122	290	
MA90S	2468P	140	100	56	24	50	8	20	90	10	M8×19	1-M25×1.5	165	130	200	Φ12	35	168	172	135	315	
MA90L	2468P	140	125	56	24	50	8	20	90	10	M8×19	1-M25×1.5	165	130	200	Φ12	35	168	172	135	340	
MA100L	2468P	160	140	63	28	60	8	24	100	12	M10×22	1-M25×1.5	215	180	250	Φ15	4	192	193	145	370	
MA112M	2468P	190	140	70	28	60	8	24	112	12	M10×22	2-M32×1.5	215	180	250	Φ15	4	222	223	165	395	
MA132S	2468P	216	140	89	38	80	10	33	132	12	M12×28	2-M32×1.5	265	230	300	Φ15	4	248	255	187	470	
MA132M	2468P	216	178	89	38	80	10	33	132	12	M12×28	2-M32×1.5	265	230	300	Φ15	4	248	255	187	500	
MA160M	2468P	254	210	108	42	110	12	37	160	15	M16×36	2-M40×1.5	300	250	350	Φ19	5	315	330	255	605	
MA160L	2468P	254	254	108	42	110	12	37	160	16	M16×36	2-M40×1.5	300	250	350	Φ19	5	315	330	255	680	

## HMM (Y2) 系列 MA (铝壳) 电机 B14 外型及安装尺寸

## HMM (Y2) SERIES MA (ALUMINUM BODY) MOTOR B14 MOUNTING &amp; OVERALL DIMENSIONS



TYPE	POLE	MOUNTING DIMENSIONS									OVERALL DIMENSIONS		
		M	D	E	F	N	T	Z	KK	S	AC	AD	L
MA56M	2.4 P	65	9	20	3	50	3	M4×12	2-M20×1.5	M5	111	89	197
MA63M	2.4P	75	11	23	4	60	3	M4×12	1-M20×1.5	M5	120	117	212
MA71M	2.4.6 P	85	14	30	5	70	3.5	M5×12	1-M20×1.5	M6	133	114	240
MA80M	2.4.6.8P	100	19	40	6	80	3.5	M6×16	1-M25×1.5	M6	153	122	290
MA90S	2.4.6.8P	115	24	50	8	95	3.5	M8×19	1-M25×1.5	M8	172	135	315
MA90L	2.4.6.8P	115	24	50	8	95	3.5	M8×19	1-M25×1.5	M8	172	135	340
MA100L	2.4.6.8P	130	28	60	8	110	4	M10×22	1-M25×1.5	M8	193	145	370
MA112M	2.4.6.8P	165	28	60	8	130	4	M10×22	2-M32×1.5	M10	223	165	395
MA132S	2.4.6.8P	165	38	80	10	130	4	M12×28	2-M32×1.5	M10	255	187	470
MA132M	2.4.6.8P	165	38	80	10	130	4	M12×28	2-M32×1.5	M10	255	187	500
MA160M	2.4.6.8P	215	42	110	12	180	4.5	M16×36	2-M40×1.5	M12	330	255	605
MA160L	2.4.6.8P	215	42	110	12	180	4.5	M16×36	2-M40×1.5	M12	330	255	680